



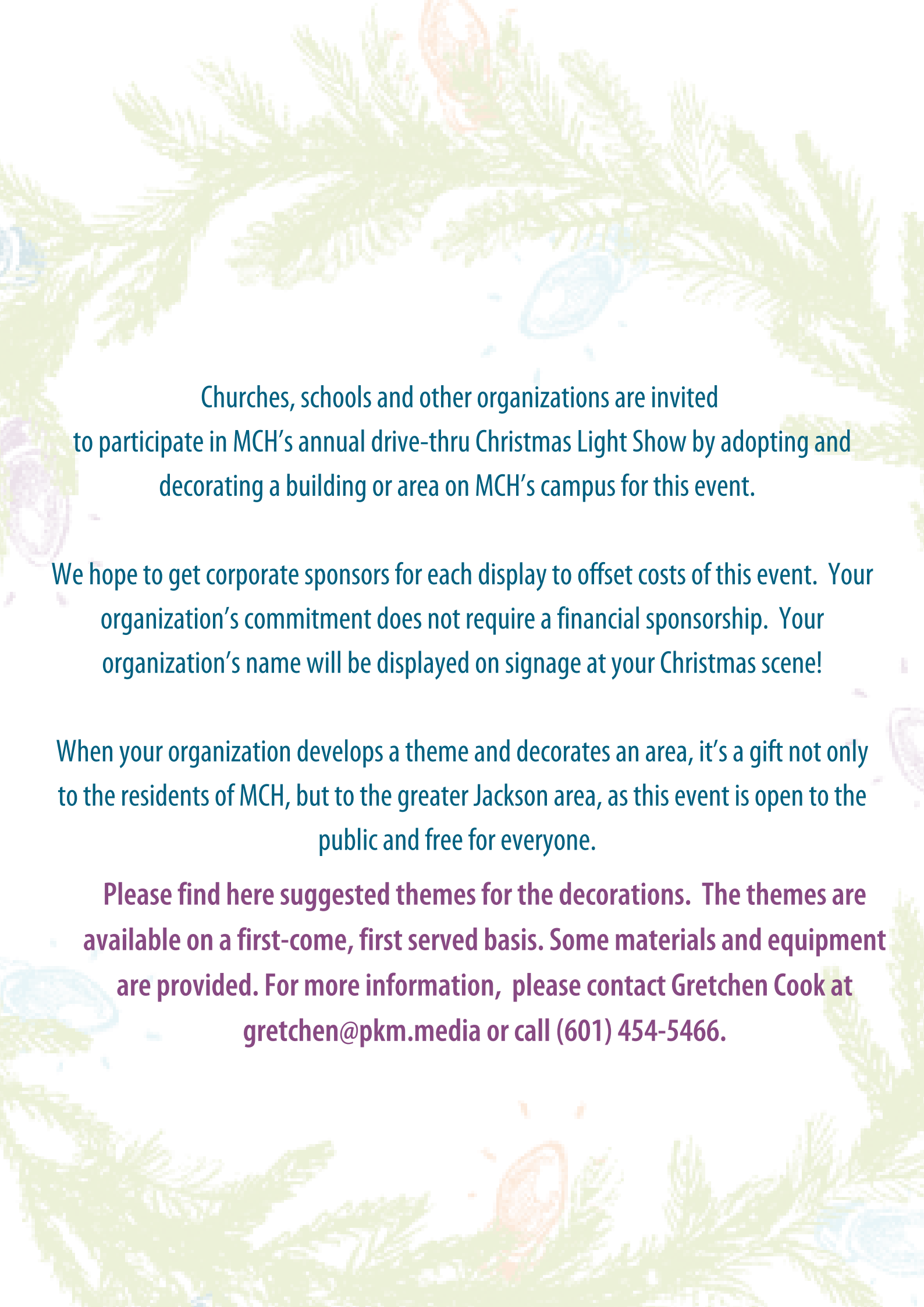
Share the Light

A CHRISTMAS LIGHT SHOW



Idea Catalog

December 9 -12, 2021 | 5 - 8 p.m.



Churches, schools and other organizations are invited to participate in MCH's annual drive-thru Christmas Light Show by adopting and decorating a building or area on MCH's campus for this event.

We hope to get corporate sponsors for each display to offset costs of this event. Your organization's commitment does not require a financial sponsorship. Your organization's name will be displayed on signage at your Christmas scene!

When your organization develops a theme and decorates an area, it's a gift not only to the residents of MCH, but to the greater Jackson area, as this event is open to the public and free for everyone.

Please find here suggested themes for the decorations. The themes are available on a first-come, first served basis. Some materials and equipment are provided. For more information, please contact Gretchen Cook at gretchen@pkm.media or call (601) 454-5466.



The Concept

For this drive-thru event, a one-way loop through campus will take guests past more than a dozen buildings or settings each with its own special message or theme.

Congregations and organizations are asked to “adopt” a theme and create the props necessary to convey the theme and install it prior to the event.

Certain materials and lighting will be provided. For a uniform look across the campus, all buildings on the drive-by parade of scenes will have white, LED lighting installed on the roof lines and eaves of the buildings.

In between themed displays will be a variety of MCH provided decorations, including a large 22 panel display of the Christ birth story taken from Luke, with custom 4'x4' illustrations.



The Concept (continued)

It is hoped that the themes created can be constructed in such a way as to use the same materials in 2022, building on this event year by year. Thus, adopters are requested to use as durable materials as possible.

Commercial grade LED lighting will be installed by ElectricWorks. It is understood that displays will still require additional lighting, and provisions will be made for this in ElectricWorks' work plan, provided needed information is submitted in a timely manner.

MCH already has a wide variety of decorations for use for this event, and these will be made available to the organizations on an as needed basis, with a first come, first served system. In the following descriptions are mentions of item MCH has on hand.



The Themes

White Christmas

Candy Land

Gingerbread Christmas

A Country Christmas

Vintage Nativity Scene

Christmas Train

Elves at Play

A Jackson Christmas

Silver Bells Christmas

Nutcracker Christmas

Giant Ornaments

Christmas Packages

The Animal's Christmas

Joyful Christmas

Super-Hero Christmas

Disney Princess Christmas

Mississippi Christmas

Merry College Christmas

White Christmas

Use MCH's inflatable snowman, polar bear and penguin to populate a scene that shows a white Christmas.

Suggested props could include white Christmas trees, home made white "stick trees," and lots of white plastic snowflakes made out of plastic hangers — a great VBS or youth project.



Candy Land

Create a whimsical look at kids' favorite part of Christmas — the sweets.

Thinking to “old time” Christmas memories evoked by poems like “’Twas the Night Before Christmas,” create a scene of giant peppermint trees, candy cane borders, enormous gum drops, and delicious-looking over-sized cupcakes — courtesy of some painted plastic flowerpots, expanding foam, and colorful paint. Creating the various candies, lollipops and cupcakes might make a fun youth project!

MCH's peppermint bearing penguin can greet drive-by visitors as they marvel at the dream-like edible landscape.

White candy-decorated Christmas trees can frame the scene nicely.



Gingerbread Christmas

Using MCH's inflatable snowmen trio, create a scene of a gingerbread wonderland. A gingerbread house would be the perfect backdrop to this sweet theme!



A Country Christmas

Starting with MCH's Santa driven tractor (with a penguin companion, of course) create a scene of a country or farm Christmas. Pallet art would be a nice touch.

Fill out with hay bales, create a barn, perhaps with happy livestock peeking out of their stalls? It's up to you!



Vintage Nativity Scene

A Christmas right out of the 1950's. A plywood Nativity scene just like the one your grandpa made years ago.

Using the overlays that have been used since the 1940s, this scene is in need of a creche to frame it, and the panels themselves may need some TLC.



The tallest panel (a camel) stands at five feet tall, to give you an idea of scale. Additional props, such as hay bales, would be helpful to bring this scene to life.

Christmas Train


With the popularity of trains in general among the younger set, plus the added enthusiasm generated by the classic movie, *The Polar Express*, a Christmas Train scene has added appeal.



If a three-dimensional train is too much, panels could be used to create a train.



Or perhaps a “Polar Express” style train



Elves at Play



Sturdy panels can be used to create a village of busy elves...goofing off from their usual work. (Or anything else you think elves could be doing just days before Christmas.)

LED lighting on the MCH house will create a bright background for front lit characters. Additional props can be used to make the scene more life-like. A 6' step ladder would provide a great vantage point for drive-by guests. Elves could be on a swingset, etc. Garland and light strings can add 3D elements.

If figures like these were cut out of 4'x 8' plywood sheets, two or three life-sized elves could be created from each sheet.

Note: Half inch, pressure treated plywood will yield the best, non-warping results and last for many years.

A Jackson Christmas Wish

Perhaps our favorite Christmas scene is the Jackson Christmas Wish. We anticipate this being a large display, featuring a city skyline of Jackson landmarks. Ideally, we would use added LED lights behind the panels to illuminate the windows in the scene. Front LED flood lighting will complete the scene. In subsequent years we would add Clinton, Brandon, Madison, etc.

OR...alternately, a vector illustration could be printed on a vinyl banner.



Silver Bell Christmas

This theme is everything silver and has lots of opportunities for group crafts. Using inexpensive silver (mylar) garland, some garden supplies and silver spray paint, you can create a dazzling scene. Extras, like a silver Christmas tree, or silver illuminated deer, can add great focal points. Clusters of silver bells can be hung anywhere you like — especially if you use shepherd's hooks.



Nutcracker Christmas

Everyone loves the Nutcracker...even if we've never been to the ballet. Its upbeat music makes everything cheerful.

Using some plywood and creativity, you can create a magical scene for all to enjoy.



Delightful, floating sugar plum fairies (coroplast cutouts with tulle tutus) can be created as a group project and hung to swing in the breeze as guests pass by.

Giant Ornaments

This scene will look as if a giant has just stopped in the middle of decorating a tree — leaving Christmas ornaments strewn about on the ground. MCH's inflatable of Santa sitting on an ornament can add a touch a whimsy.

Large ornaments (18" and up), can be created in a variety of ways — just check Pinterest for inspiration.



18in Inflatable Marble Vinyl Balls



Tiny galvanized buckets

Christmas Packages

A scene depicting an assortment of Christmas gifts will enchant young and old alike. MCH can offer a generous (and generously sized at 8') polar bear, and a tree with gifts beneath it.

Other large packages, decorated boxes, and maybe something in paper shaped like a bike, can add to the spread of Christmas fun.



The Animals' Christmas

Using stock images to create a gang of fun, curious animals investigating what the Christmas fuss is about will be a delightful addition to MCH's Christmas display.

Even better, let's include a sweet baby Jesus to start the animals' conversation.



Joyful Christmas






A wood-working hobbyist or two or three working together could create for MCH a depiction of a Christ-centered “Joyous Christmas” using commonly available templates. Painted a bright white, and flood lit from the front, these panels will create a simple, powerful display of the true meaning of Christmas.

Don’t feel limited by these suggestions! As long as they style is white, to show well against MCH’s lush campus, we trust your creativity in bringing light to this event.



A Superhero and/or Disney Princess Christmas

Using life sized “peel and stick” images of popular superheroes and Disney princesses will create a Christmas scene kids will love. These graphics, by Fathead.com, will need to be affixed to a prepared cabinet grade board, then carefully cut out, and sealed with epoxy to ensure a long life. These will be two different scenes.



Note: You may select either superheroes or Disney princesses.

An Iconic Mississippi Christmas

Inspired by murals like the ones below, this scene will showcase iconic Mississippians and the new Mississippi State Flag, as well as well known MS landmarks, such as the Biloxi Lighthouse, the MS River Bridge in Vicksburg, and the state Capitol.



Mississippians included would range from Elvis, Welty, Evers, and Faulkner. In future years this display can grow to have panels featuring the Blues, and other important aspects of Mississippi.

This display can be separate panels, or even a series of modular/portable "icons" that can shift and grow as the display grows year by year.

Merry College Christmas

Starting with the institutions of higher learning in central Mississippi: JSU, MC, Hinds CC, Tougaloo, Belhaven and Millsaps. . .and any others left off this list, this display puts a collegiate spin on the Christmas spirit.

This can feature individual school colors, logos, mascots, etc., all joining together to wish you a Merry Christmas.

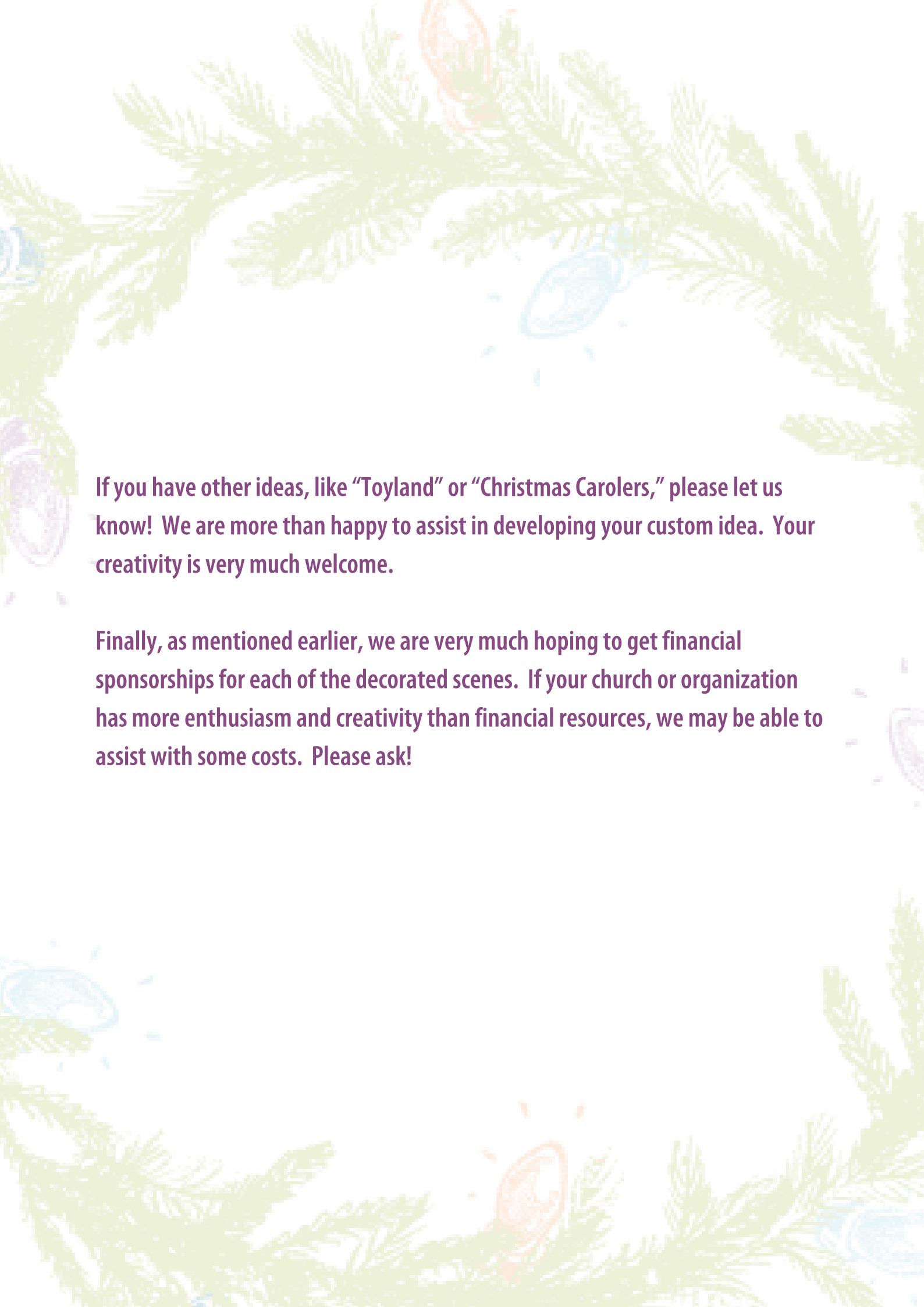
If there are iconic buildings at each school, that could serve as a backdrop to each vignette.

In future years adding all the other schools (as time and labor permit) will keep this scene fresh and exciting year after year.

With good oversight by a volunteer coordinator, an organization could set up parameters in size and complexity, and approach college art departments to each create their "Christmas Card."



Sample of concept. No school favoritism expressed or implied!



If you have other ideas, like “Toyland” or “Christmas Carolers,” please let us know! We are more than happy to assist in developing your custom idea. Your creativity is very much welcome.

Finally, as mentioned earlier, we are very much hoping to get financial sponsorships for each of the decorated scenes. If your church or organization has more enthusiasm and creativity than financial resources, we may be able to assist with some costs. Please ask!